




## Junior Arch Packing List

- 1 arch frame
- 1 reach with tongs
- 2 tires
- 2 axles
- 2 3/4" wave washers
- 2 1/4"-20 X 1 1/2 bolts
- 2 1/4"-20 lock nuts
- 4 3/8" -16 X 2 1/4" bolts
- 4 3/8" -16 lock nuts
- 1 1 oz Bluecreeper Lubricant
- Owner's Manual

Packed by \_\_\_\_\_



### Junior Arch Options Extension Handle

- 1 plated extension handle
- 1 5/16" retaining pin





101 Industrial Park Road  
Vernon, CT 06066  
www.logrite.com  
800-631-4791

## Junior Arch Owner's Manual



The Junior Arch is a great tool for felling "hung-up" trees, moving logs and bucking firewood. It works on logs 4" to 16" in diameter weighing up to 1000 pounds.





### Warnings

- Read all instructions before using.
- Junior arch is designed to move logs only.
- Do not use arch to move logs on any public road.
- Maintain control over the load at all times to prevent the arch and its load from springing up abruptly.
- Remain constantly aware that safe operating is your responsibility.

### Assembly

- Place reach in brackets and tighten bolts with two 9/16" wrenches.\*
- Place wave washer on axle.
- Place axles through wheels and into arch.
- Place 1/4-20 x 1 1/2 bolt through frame and axle; attach nut and tighten with 7/16" wrenches.



### \*Assembly Note

Metal parts have some flex to them. If the holes of the brackets do not seem to line up with the holes of the reach; place the reach so the holes of one bracket line up. Place the bolts in these holes. Insert a screwdriver into holes of the other bracket and reach. Pull the screwdriver until it is perpendicular to the reach. This will pull the holes into alignment.

### Maintenance

- Keep tires inflated to recommended pressures, and inspect lug nuts for tightness.
- Lubricate wheel bearings with Bluecreeper.
- Check bolts for tightness.
- Check tong tips for sharpness.

### Usage

#### Moving Logs

- Straddle the arch over the log and find the balance or mid-point of the log.
- With the reach upright, set the tongs by pulling down on the reach.
- Pivot the log with free hand.
- A quick release of the tongs takes practice; drop log, pull arch back, then strike down on the tongs with the nose of the arch.



**Note:** when using the arch in a brushy area where the wheels won't roll; **pump** the log out, by setting the tongs, bringing the wheels toward you and as you lift the log, the log will travel toward you about one foot, drop the log and repeat.



#### Bucking Firewood

- Set tongs by straddling arch over log and pull down on reach.
- Push reach down and set down on the ground near log.



## Felling Hung-Up Trees

For the Junior Arch to work, **you need to be fully cut through and have a low stump.**

Always set tongs perpendicular to the trunk of the hung-up tree.

By pulling down on the reach, the arch will pick the log up off the stump. You will now pull the log back away from the stump until it falls. Be aware of your path and be prepared to drop the log if it tends to push you; the log will act as a brake.



## Options

### Junior Extension Handle



Extends the reach of the Junior by 36". The extension handle is designed to give the operator a longer reach, not leverage. This option allows the operator to walk in front of a 16' log.





101 Industrial Park Rd

Vernon, CT 06066

800-631-4791

Logrite.com

[info@logrite.com](mailto:info@logrite.com)

## **Warranty Statement for Log Arches**

LogRite Tools believes that log arches of our manufacture are of quality construction and superior design. We urge our customer to closely inspect their purchases immediately upon receipt. If anything is not satisfactory, it will be immediately repaired or replaced at our cost and decision.

If during the course of use, any of our products fail structurally or fails to perform the tasks it is designed for and represented as, LogRite Tools will do everything to make the product perform as intended.

If during the course of use, the product is not performing as represented, LogRite Tools invites the owner to call our toll free line for a discussion of uses and techniques, including how to use the products in order to achieve satisfactory results.

This warranty is intended for the original owner and for the period of 2 years. With correct use and maintenance LogRite products will provide a lifetime of use.

This warranty does not imply any liability to the uses of the products, which are at the discretion of the owner.

If there are any questions as to the extent or applicability of this warranty, please call immediately to resolve these questions.

# ATTENTION



Bluecreeper is an extraordinary penetrating lubricant. We have included a bottle with your arch manual for you to use to maintain your winch or wheel bearings on the Junior Arch.

We encourage you to use it in your garage or shop or around the house. Use it to loosen stuck parts or tools in the garage or workshop. Works great around the house to stop squeaks, lubricate hinges, doorknobs and locks.

With its needle applicator a small drop goes exactly where needed eliminating waste and mess.

Available at [www.bluecreeper.com](http://www.bluecreeper.com) or follow the link from the Logrite website.

*Shipping is expensive so if you like it, please ask your local retailers to carry it.*